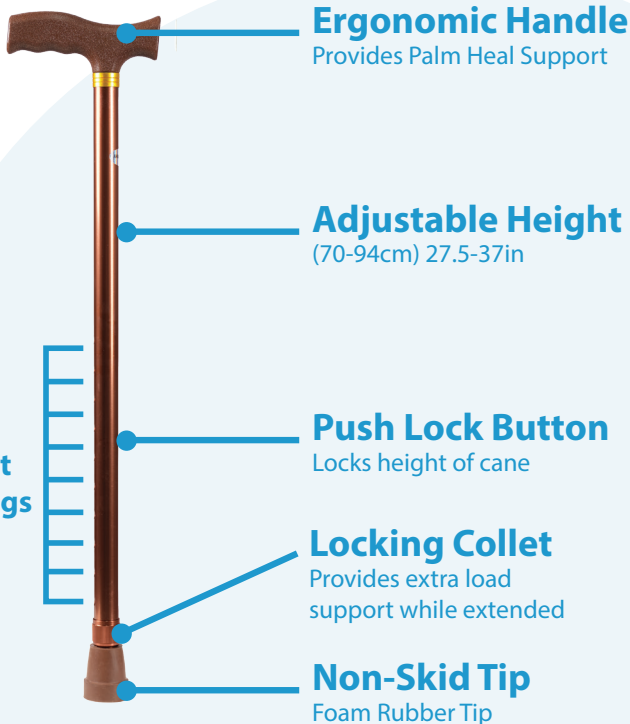


TrueComfort

HEIGHT ADJUSTABLE CANE



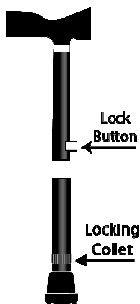
Home Aide Diagnostics, Inc.
1072 S. Powerline Rd.
Deerfield Beach, FL 33442
1-800-915-0116
www.homeaide.us

WARNINGS

READ THIS MANUAL before using this equipment.

- If you are unable to understand this manual contact your healthcare professional.
- For individuals weighing up to 300 lb.
- The cane is designed to provide support, increased stability and assistance while walking.
- The canes are **NOT** designed to support the total weight of individuals.

BEFORE EACH USE:

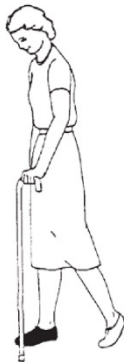


- Check rubber tips for rips, tears, cracks, or excessive wear.
- Replace the rubber tip immediately if these conditions arise.
- Ensures that the cane is securely locked in position by checking that the lock button fully protrudes through the adjustment hole of the cane AND the Locking Collet is fully tightened.
- **BEFORE** using the cane, ensure that it is securely locked in place or a fall could result, causing bodily injury and/or damage to the cane.

**ALWAYS CONSULT YOUR PHYSICIAN OR
THERAPIST TO DETERMINE PROPER
ADJUSTMENTS AND USAGE.**

HOW TO USE YOUR CANE

1. Hold the cane in the hand **opposite** your injured leg.
2. Move the cane forward about one arm's length.
3. Move the cane at the same time as your injured leg.
4. Ensure the cane tip is in contact with the floor to prevent tipping.
5. **Move the cane at the same time as your injured leg.**
6. As your foot and cane come down together, put as much weight onto your cane as you need. This will help support your injured leg and relieve pressure if it's sore.
7. The cane should be about 10 cm (4 inches) to the side of your stronger leg.
8. Use the height adjustment feature to ensure the handle is at wrist level when your elbow is slightly bent.
9. When you walk, look forward, not down at your feet.
10. Ask your doctor or physical therapist if it's okay to use your cane on the stairs, and if it is, have them show you how to do it correctly. Ask for help if you feel unsure about going up and, especially, downstairs.



SPECIFICATIONS

Size	70-94cm
Settings	9 Height Settings at 2.5cm intervals
MATERIAL	
Handle	Vinyl
Cane Body	Aluminum Alloy
Tip	Foam Rubber
Locking Button	Aluminum Alloy
Locking Collet	Aluminum Alloy
Not for use by individuals weighing over 300lb	

Manufactured for:

Home Aide Diagnostics, Inc

For warranty or quality questions, please call

1-800-915-0116 or go to

homeaidediagnosics.com/warranty