

140mm

108mm

108mm

108mm

Specification

Display: All data displayed when power on
 Capacity: 3kg-180kgs
 Division: 1D=100g/0.2lb
 Unit: KG/LB
 Voltage: 4.5V
 Battery: 2 *AAA battery
 Low battery indication: 2.4V±0.2V, display "Lo" and power off
 Current: ≤25mA
 Standby current: ≤10μA
 Overload indication: overload more than 2.5kgs, total 182.5kgs display "Err"
 Best working temperature: 5~35℃
 Storage temperature: -10~60℃
 Moisture Environment: ≤90%RH
 Product size: 28*28*2.5cm
 Glass size: 280*280*4.5mm

Instruction for OKOK App

- Instantly weighing**
 Open the OKOK APP, it will remind you to switch on Bluetooth. Turn Bluetooth on and the auto-pair process completed automatically. User begin weighing, the weight data will be synchronizing to APP. If the Bluetooth disconnected, the weight data will be saved into memory of the scale, then synced to APP while the Bluetooth connected.
- Type weight data into APP**
 The user can type weight data into APP to keep a track
- Current weight**
 Current weight interface displays weight information of the user and family members, and generates the report and give health advice based on the measurement. Including current weight interface, weight list interface, date report and notice.
- Weight trend**
 Including weekly report, monthly report and quarterly report, indicating the changes of weight through curves.

Notice For fat scale, there are 8 data: weight, body fat, visceral fat, muscle, bone, BMR, age, BMI.

5

Management of scale

Management of scale including two parts: scale management and connection management

Scale management

Manage the process of pairing, bind and unbind

Connection management

Including Bluetooth status indication and Bluetooth connection

Account and user

Including account management and user management

Account Management

Including registration, login in, change password, forget password, links to Facebook, Twitter...etc

User management

Manage user information, including nickname, birthday, height, gender...etc, also managing family member account and information (under the same registration account).

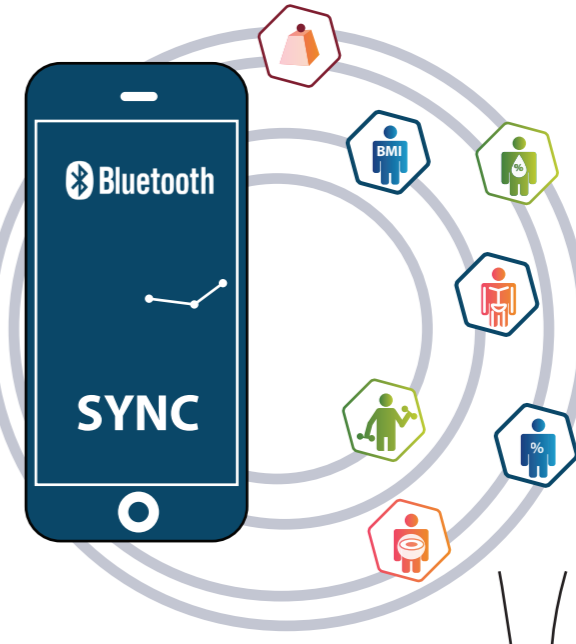
Warnings

- Please keep the scale away from wet floor, don't use the scale if the glass is wet in case of slip.
- Please stand on the middle of the scale in case of turnover.
- The platform of the scale is made of glass, please avoid sharp or harsh things scratching the surface, excessive forces or sudden shocks, unexpected fallen-off will break the glass and injure the user.
- The Bluetooth scale is not waterproof. Keep the surrounding environment dry, do not submerge it in water.
- Use soft cloth with neutral cleaning liquids to clean the surface, keep away contacting with organic solvent nor chemicals.
- When the batteries are in low power status, please remove the batteries in case of leaking liquids corrode the scale.

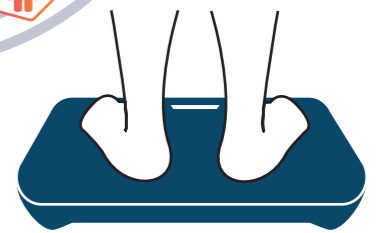
Notices

- Please stand on the scale in the right direction.
- Please stand on the scale no less than 10 seconds if you measure body fat.
- Please confirm gender, height, weight data is correct

6



DISTRIBUTED BY:
 HOME AIDE DIAGNOSTICS, INC.
 1072 S. POWERLINE RD.
 DEERFIELD BEACH, FL 33442
 WWW.HOMEAIDE.US
 1-800-915-0116



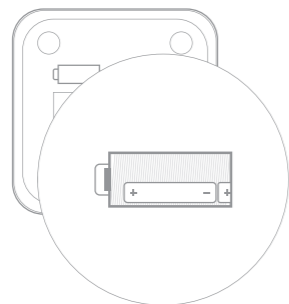
正面

Step 1 Check required specification for Phone or Tablet

Before installing OKOK App, kindly check if the phone or tablet meets following requirement:

- | | |
|--|--|
|
Compatible with iOS 7.0 and above with Bluetooth 4.0 and above | Phone 4s, iPhone 5, iPhone 5c, iPhone 5s
iPhone 6, iPhone 6 Plus, iPod touch 5, iPad 3
iPad 4, iPad Air, iPad Air 2, iPad mini
iPad mini 2, iPad mini 3 |
|
Compatible with Android 4.3 and above with Bluetooth 4.0 and above | SAMSUNG: galaxy s5, galaxy s4, galaxy s3, galaxy note4, galaxy note3, galaxy note2, galaxy grand2
XIAOMI: XIAOMI Note, XIAOMI4, XIAOMI3, XIAOMI2/2s, XIAOMI tablet, HONGMI Note 4G, HONGMI 1s
HUAWEI: Ascend P8, Ascend P7, Honor 6Plus, Honor 6, mate7, Ascend G7
Support Android4.3 and above for selected Android devices with Bluetooth 4.0 and above |

Step 2 Install the batteries



- Open the cover of battery
- Install the batteries in the right direction
- Close the cover

2

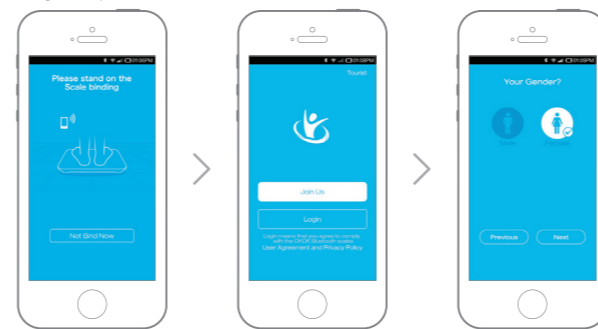
Step 3 Install App

- Switch on Bluetooth
 Use your device to scan QR Code or search OKOK International from App Store/Google Play to install App.
- Phone or Tablet connects to Net (WiFi, 3G or 4G)



Step 4 Pair the devices, register and complete user information

Open APP, begin to weigh and pair Register as a user Complete personal information

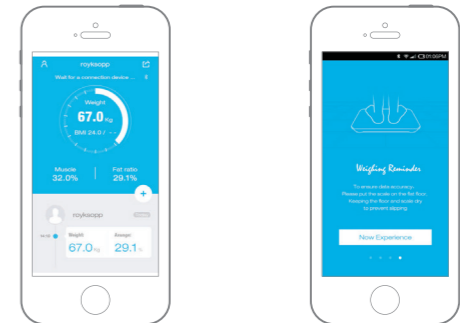


3

Step 5 Weighing

Enter into "Dynamic Weight" interface

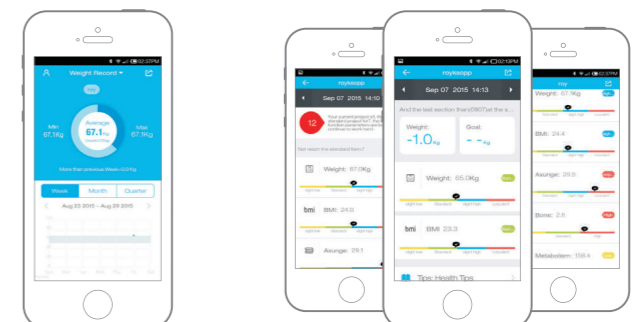
Stand on the scale and synchronize weight data onto APP



Step 6 View the test result

Enter into "Weight Trend" interface

View test report



4

反面
 2016-1-13
 三折页